MOTOPLASTIC, S.A.
Molí de la sal, 1 - 08403 Granollers (Barcelona) SPAIN
Tel. 34 93 849 06 33 - Fax 34 93 849 09 88
info@puig.tv - info@puigusa.com
www.puig.tv - www.puigusa.com

CARENABRÍS CITY ADAPTABLE A - WINDSHIELD CITY ADAPTABLE TO

PIAGGIO SKIPPER LX125 / LXT150

Mod.: SPORT
Ref.: 0480

Mod.: TOURING
Ref.: 0478



MOD. SPORT

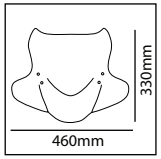

MOD. TOURING

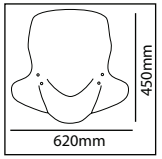

PREVENCIÓN
- Usar agua y jabón neutro para limpiar la pantalla.
- Revisar periódicamente el apriete de la tornilleria.
- Estacionar el scooter en dirección al sol, evitando el efecto lupa que puede dañar algunas partes.
- Aparcar si es posible en superficies niveladas.

Gracias por su atención.

PREVENTION
- Use water and neutral soap to clean the windshield.
- Check the tightening of the fasteners peridiocally.
- Park the scooter facing the sun, avoiding the sun-reflection effect that may damage some parts.
- Park if possible on even surfaces.

Thanks for your attention.

ID.	DESCRIPCIÓN	DESCRIPTION	QTY.
1	Pantalla	Windshield	1
2	Tapa exterior	Exterior cap	2
3	Soporte rótula exterior	Ball bearing exterior support	2
4	Soporte rótula interior	Ball bearing interior support	2
5	Tornillo allen M5x20 DIN912	M5x20 DIN912 allen screw	4
6	Tuerca M5 DIN982 autofrenado	M5 DIN982 lock nut	4
7	Tornillo phillips M5x13	M5x13 phillips screw	4
8	Varilla recta Ø9x180	Straight rod Ø9x180	2
9	Tapón final varilla	Final bar cap	2
10	Tornillo M8x40 DIN912	M8x40 DIN912 screw	2
11	Soporte guía sujección varilla	Rod guide support	2
12	Acoplamiento esquadra	Coupling angle	2
13	Esquadra Ref.:581	Angle Ref.:581	2
14	Caperuza plana M8	M8 nut cover	2
15	Tuerca M8 DIN6923	M8 DIN6923 nut	2
16	Tapón tornillo M8 DIN912	M8 DIN912 screw cap	2
17	Casquillo Ø13xØ8x37	Ø13xØ8x37 spacer	2
18	Tornillo M8x110	M8x110 screw	2
19	Caperuza plana M8	M8 nut cover	2

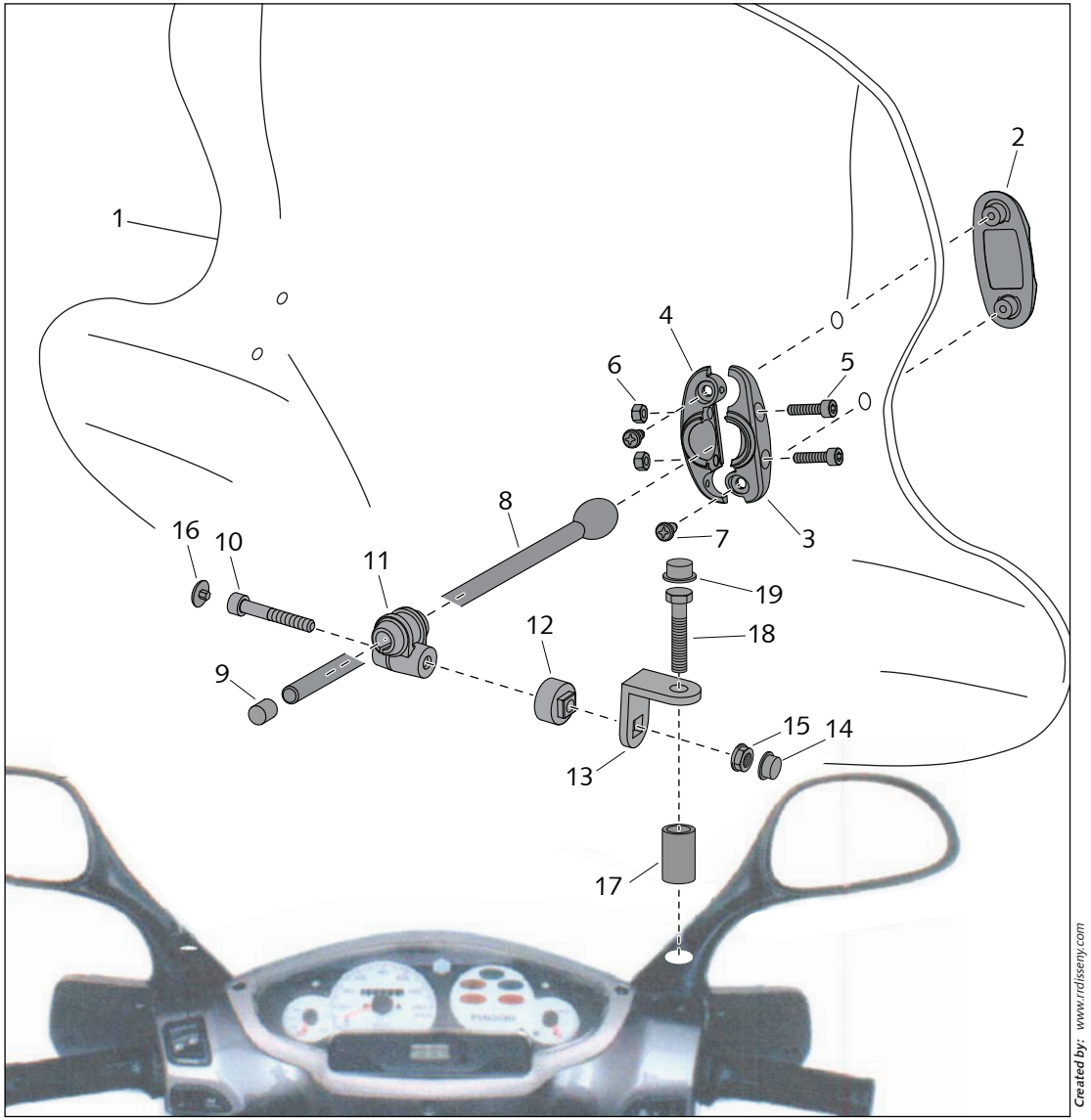

Created by: www.rdisseny.com